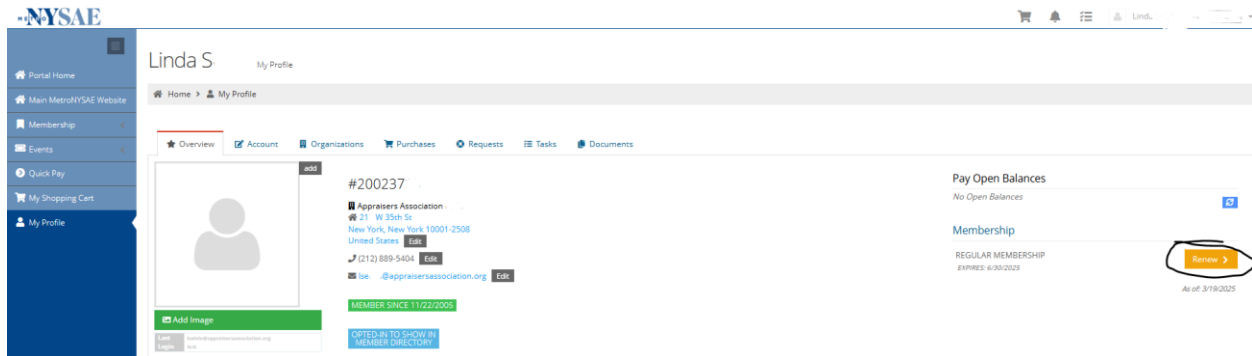
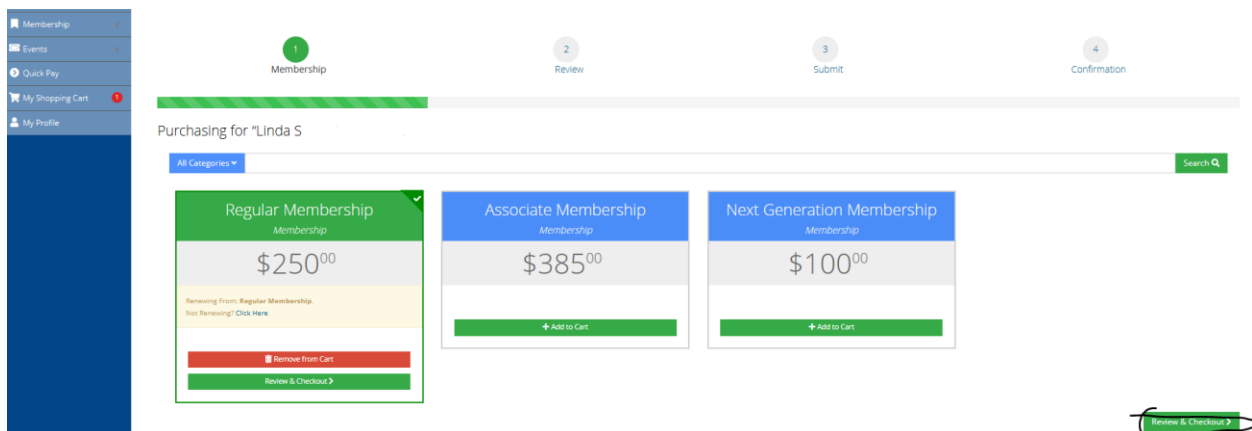


Step 1: If you have not already either created an account or reset your password with us in our new system, please follow [these directions](#). Once you are logged in you will see an orange button that says Renew next to your existing membership type and expiration date. Click this button.



Step 2: Your current membership type should auto-populate. Please ensure this is correct and click Review and Checkout.



Step 3: Ensure your member type and expiration date are correct and select Checkout.



My Shopping Cart

Home > My Shopping Cart

1 Membership 2 Review & Submit 3 Confirmation

Purchasing for "Linda S"

You can click or tap on each item to go back and make changes.

Item	Quantity	Item Price	Item Total	Remove
 Regular Membership Membership Effective Date: 7/1/2025 Expiration Date: 6/30/2026	1	\$250.00	\$250.00	

Promo Code

Subtotal \$250.00

Subtotal does not include applicable taxes or shipping costs, if any.


Step 4: Confirm your billing address is correct. Add in your credit card information. Please note- to enroll in Auto Pay for your renewal next year, you will need to check the box titled **Save this Credit Card and check the box labeled **Auto Pay**. You will resume with click Submit your Order after this to pay for your membership for this year. Next renewal season, you will not have to worry about manually paying for membership again! *If you previously enrolled in auto pay in an older system, you will need to re-enroll in our new system.***

[Billing Address](#) + add new billing address

W 35th St New York, New York 10001-2508 United States

[Payment Options](#)

Credit Card ACH



Name on Card: *

Card Number: *

CVV Number: *

Expiration Date: * 03 2025

Billing Zip/Postal Code: *

Save this Credit Card? Store securely in Authorize.Net?

[Confirmation Email](#)

A confirmation email will be sent to:

Send a copy to:

Save this Credit Card? Store securely in Authorize.Net?

Auto Pay?